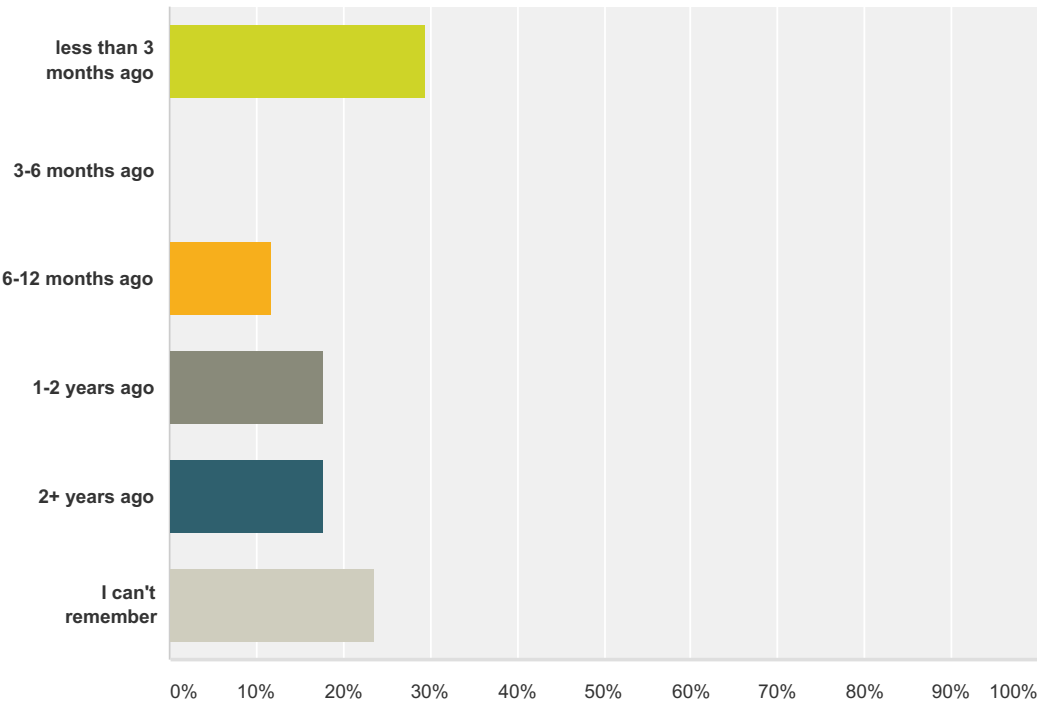


Q1 When was the last time when you tried to do anything with your pensions?

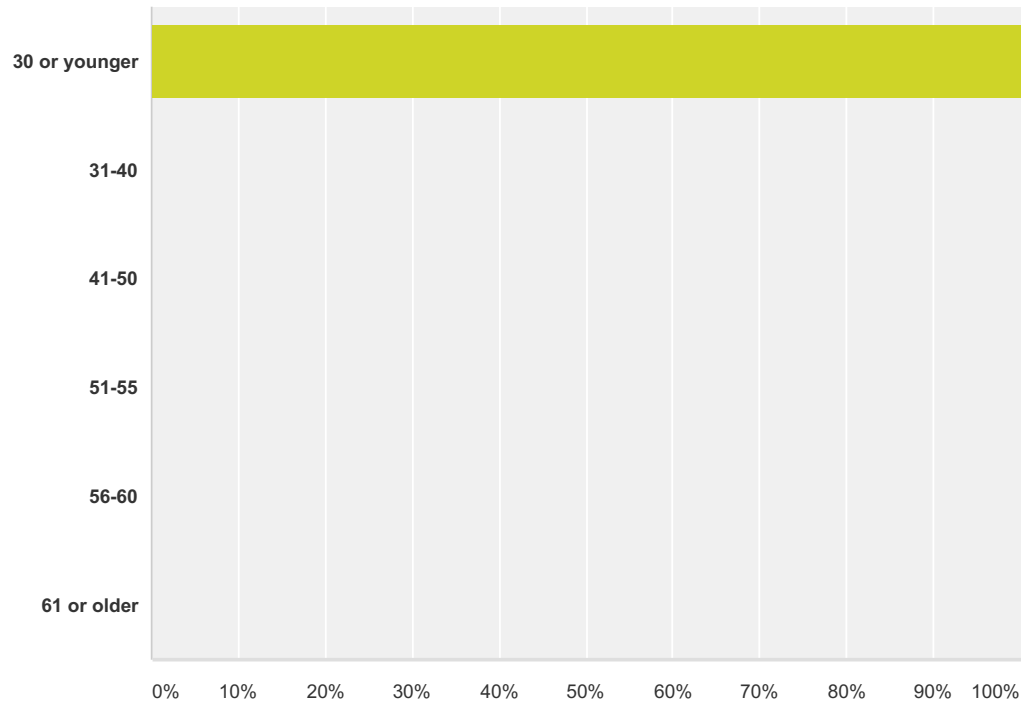
Answered: 17 Skipped: 0



Answer Choices	Responses
less than 3 months ago	29.41%5
3-6 months ago	0.00%0
6-12 months ago	11.76%2
1-2 years ago	17.65%3
2+ years ago	17.65%3
I can't remember	23.53%4
Total	17

Q2 What is your age?

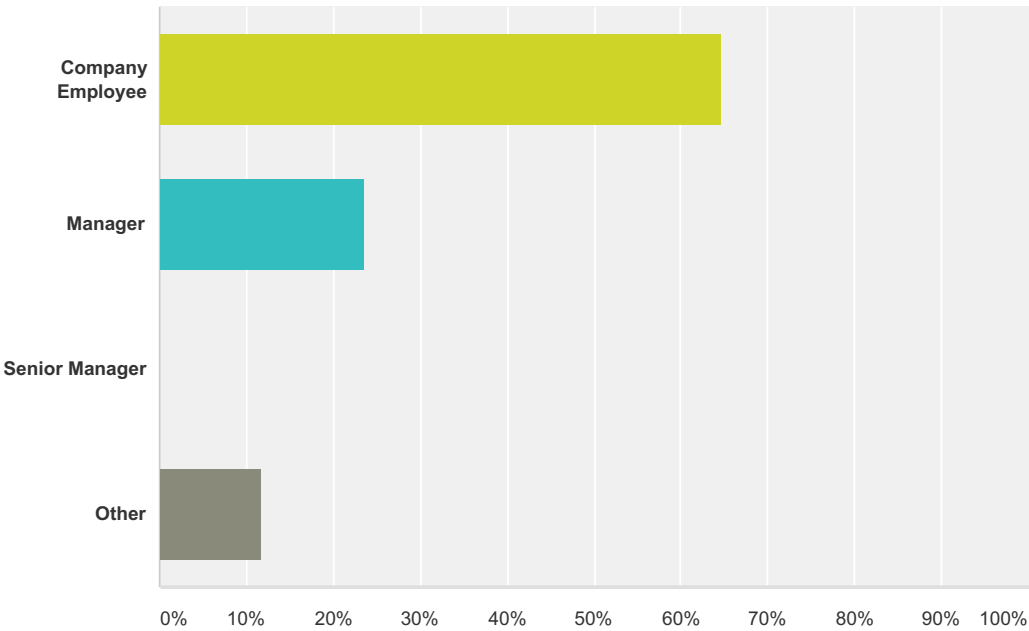
Answered: 17 Skipped: 0



Answer Choices	Responses
30 or younger	100.00%17
31-40	0.00%0
41-50	0.00%0
51-55	0.00%0
56-60	0.00%0
61 or older	0.00%0
Total	17

Q3 What is your job role?

Answered: 17 Skipped: 0



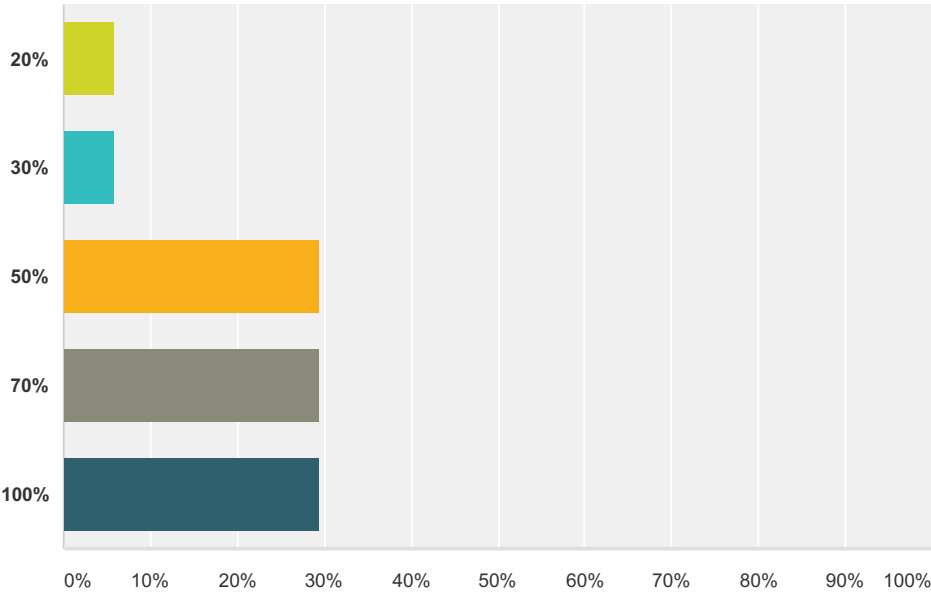
Answer Choices	Responses	
Company Employee	64.71%	11
Manager	23.53%	4
Senior Manager	0.00%	0
Other	11.76%	2
Total		17

Q4 What makes you think about pensions?

Answered: 17 Skipped: 0

Q5 What percentage of your current salary do you believe you will need to retire comfortably?

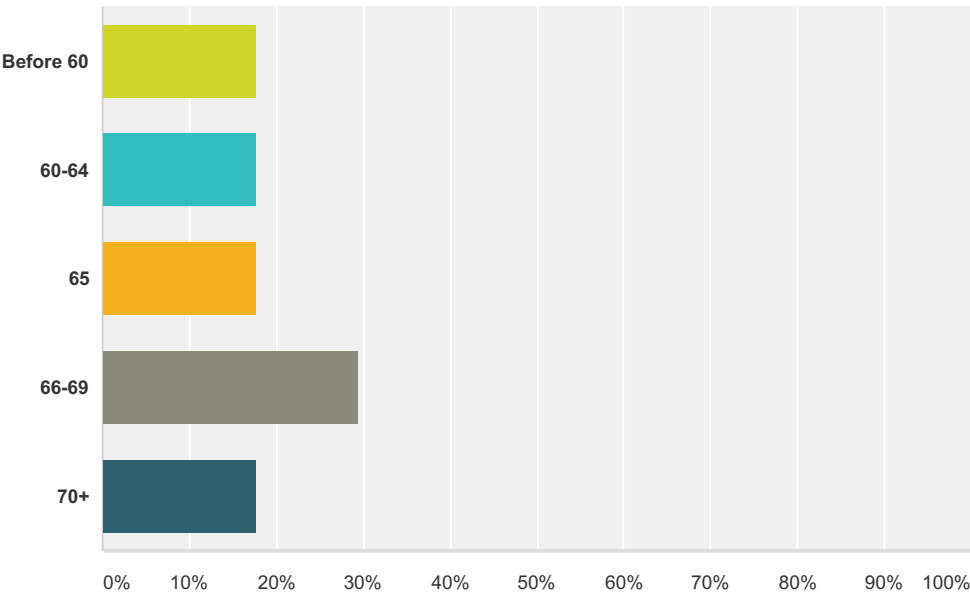
Answered: 17 Skipped: 0



Answer Choices	Responses
20%	5.88%1
30%	5.88%1
50%	29.41%5
70%	29.41%5
100%	29.41%5
Total	17

Q6 When do you expect to retire?

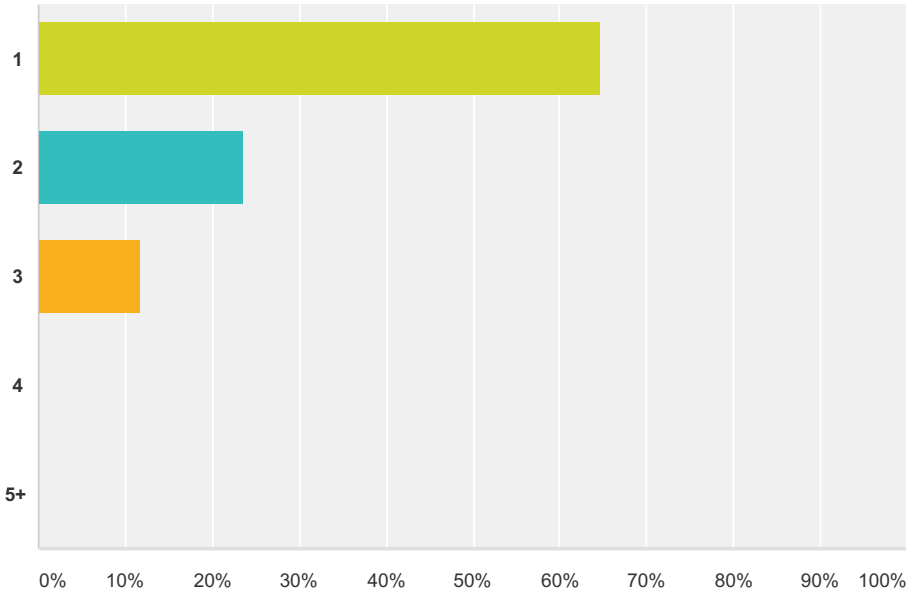
Answered: 17 Skipped: 0



Answer Choices	Responses
Before 60	17.65% 3
60-64	17.65% 3
65	17.65% 3
66-69	29.41% 5
70+	17.65% 3
Total	17

Q7 How many pension plans do you have now? (old plans from previous employers and any current plans you have)

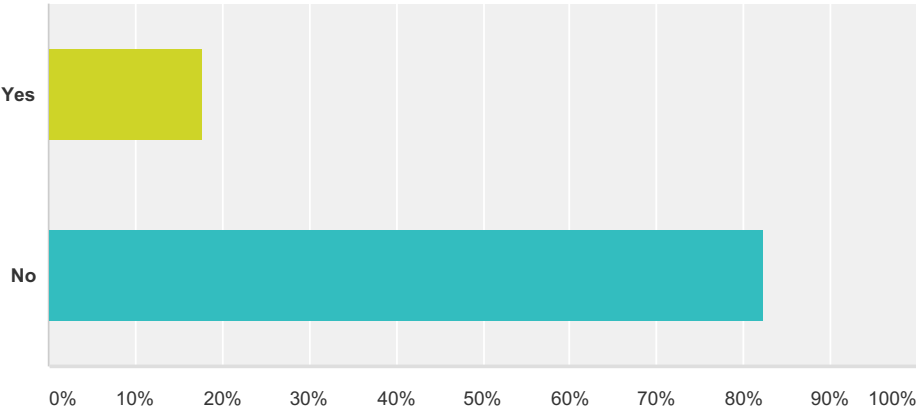
Answered: 17 Skipped: 0



Answer Choices	Responses	
1	64.71%	11
2	23.53%	4
3	11.76%	2
4	0.00%	0
5+	0.00%	0
Total		17

Q8 In the past have you ever requested to unify / transfer your old plans?

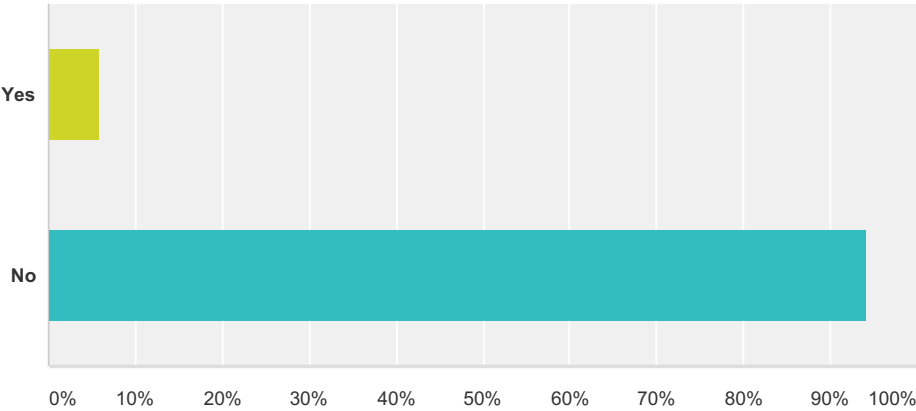
Answered: 17 Skipped: 0



Answer Choices	Responses	
Yes	17.65%	3
No	82.35%	14
Total		17

Q9 Have you ever spoken to a financial adviser about your pension planning?

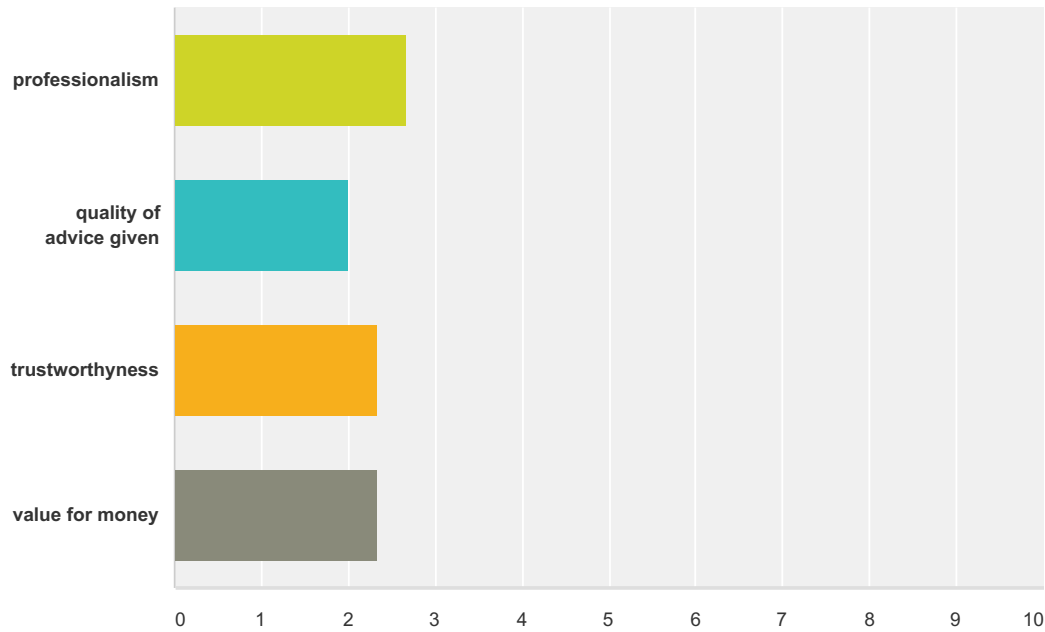
Answered: 17 Skipped: 0



Answer Choices	Responses	
Yes	5.88%	1
No	94.12%	16
Total		17

Q10 If you have received advice in the past on your pensions what was your experience?

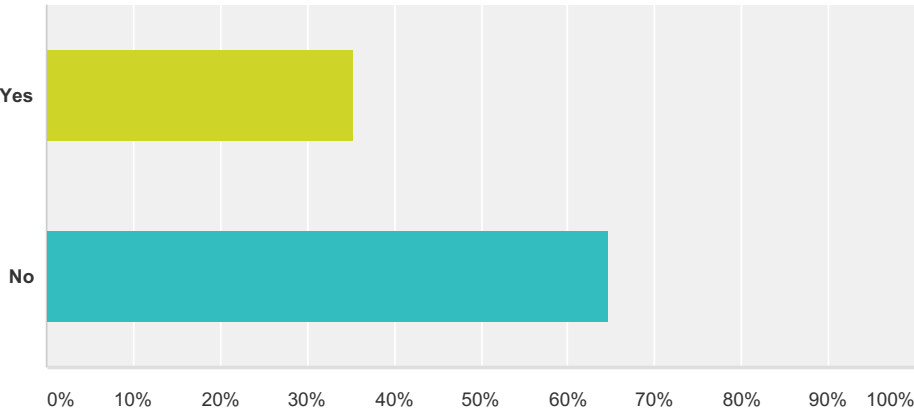
Answered: 3 Skipped: 14



	poor	average	good	very good	excellent	Total	Weighted Average
professionalism	0.00% 0	66.67% 2	0.00% 0	33.33% 1	0.00% 0	3	2.67
quality of advice given	66.67% 2	0.00% 0	0.00% 0	33.33% 1	0.00% 0	3	2.00
trustworthiness	33.33% 1	33.33% 1	0.00% 0	33.33% 1	0.00% 0	3	2.33
value for money	33.33% 1	33.33% 1	0.00% 0	33.33% 1	0.00% 0	3	2.33

Q11 Do you plan to work during retirement?

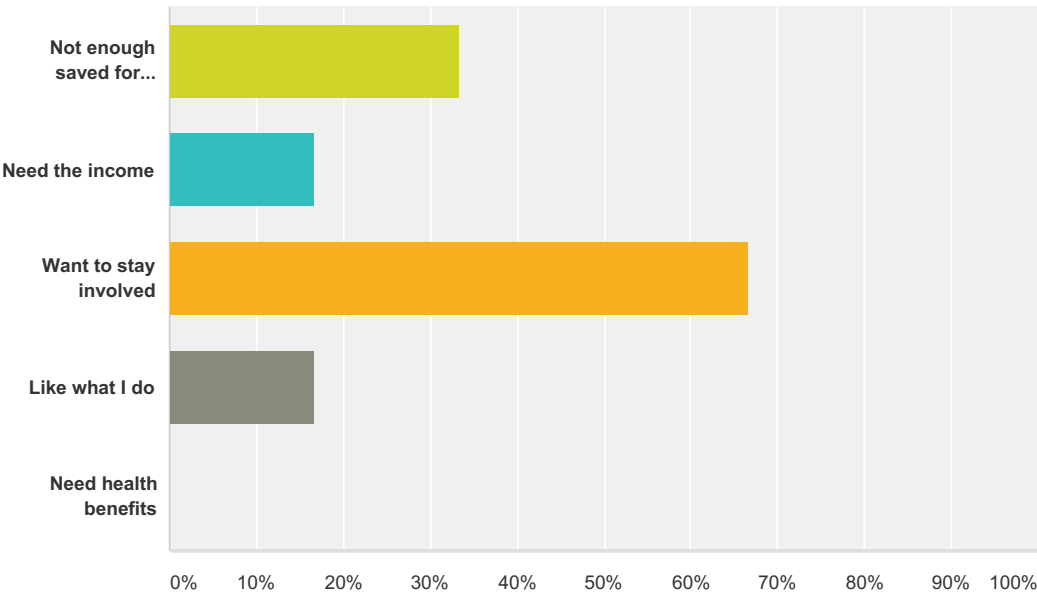
Answered: 17 Skipped: 0



Answer Choices	Responses	
Yes	35.29%	6
No	64.71%	11
Total		17

Q12 If Yes, Why?

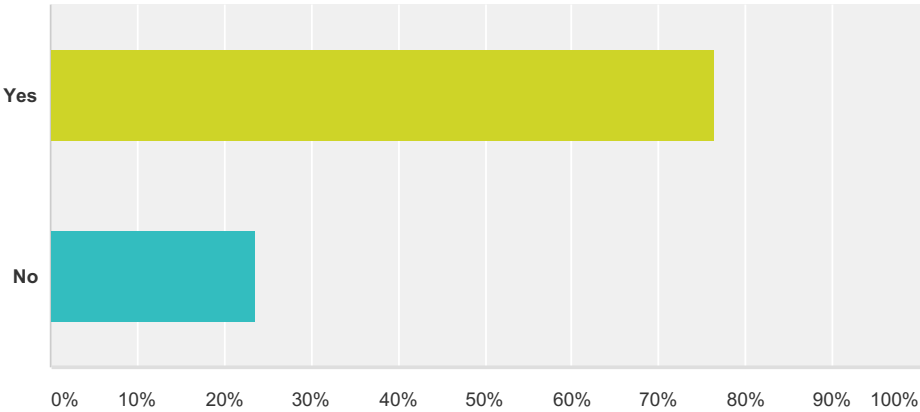
Answered: 6 Skipped: 11



Answer Choices	Responses	
Not enough saved for retirement	33.33%	2
Need the income	16.67%	1
Want to stay involved	66.67%	4
Like what I do	16.67%	1
Need health benefits	0.00%	0
Total Respondents: 6		

Q13 Would you like to help us shape a retirement planning service that will really help people?

Answered: 17 Skipped: 0



Answer Choices	Responses	
Yes	76.47%	13
No	23.53%	4
Total		17

Q14 Full Name

Answered: 10 Skipped: 7

Q15 Email

Answered: 10 Skipped: 7